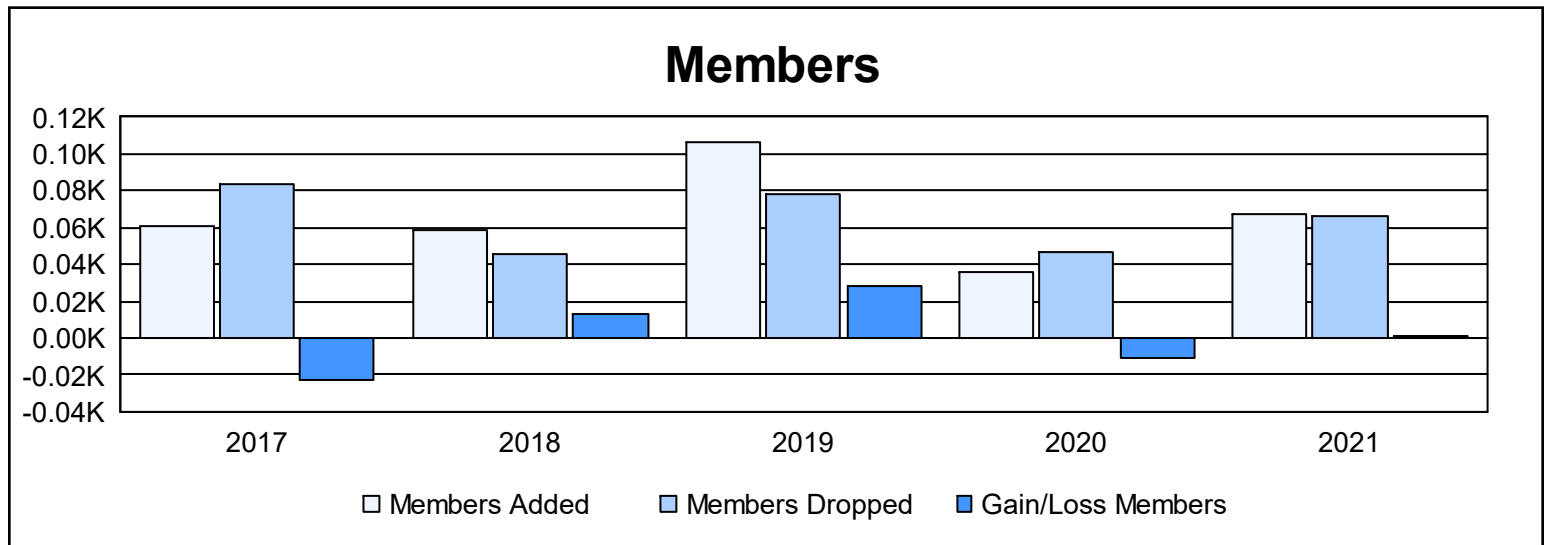
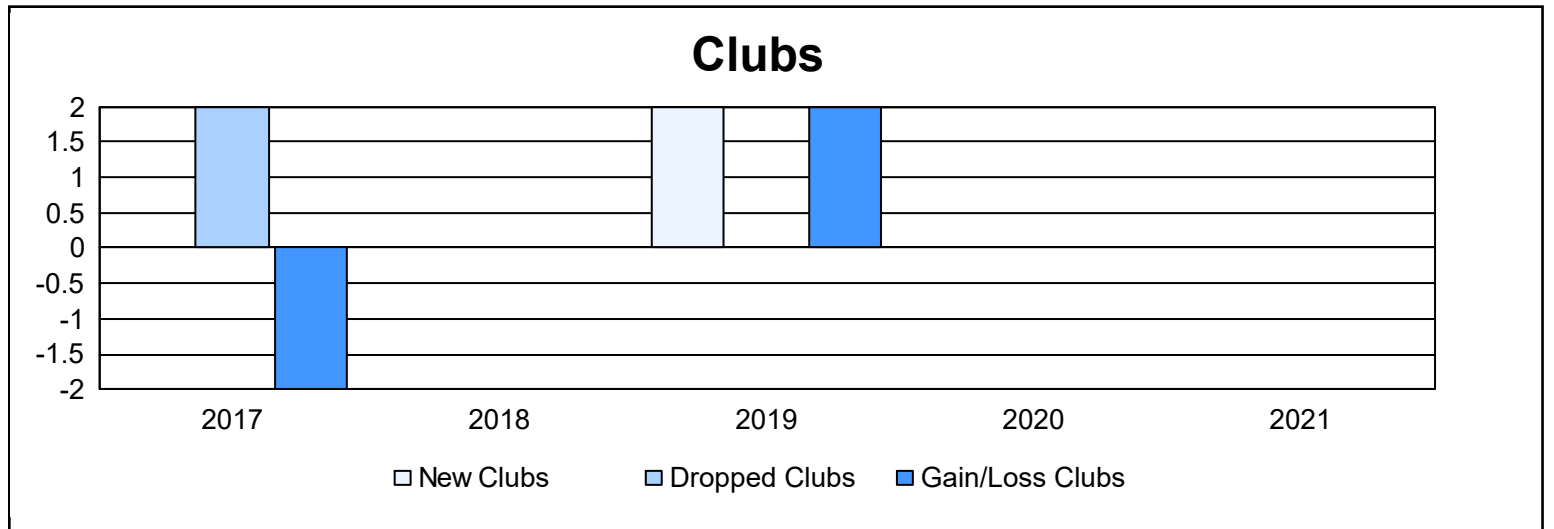
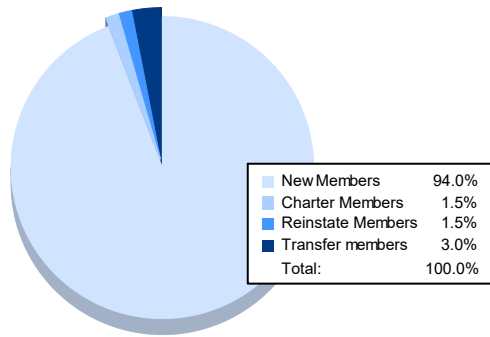


| Year | New Clubs | Dropped Clubs | Gain/ Loss Clubs | New Members | Charter Members | Reinstate Members | Transfer Members | Total Member Added | Total Members Dropped | Gain/ Loss Members |
|----------------|-----------|---------------|------------------|-------------|-----------------|-------------------|------------------|--------------------|-----------------------|--------------------|
| 2016-2017 | 0 | 2 | -2 | 54 | 2 | 2 | 3 | 61 | 84 | -23 |
| 2017-2018 | 0 | 0 | 0 | 46 | 1 | 8 | 4 | 59 | 46 | 13 |
| 2018-2019 | 2 | 0 | 2 | 57 | 46 | 2 | 1 | 106 | 78 | 28 |
| 2019-2020 | 0 | 0 | 0 | 29 | 2 | 3 | 2 | 36 | 47 | -11 |
| 2020-2021 | 0 | 0 | 0 | 63 | 1 | 1 | 2 | 67 | 66 | 1 |
| Average | 0 | 0 | 0 | 50 | 10 | 3 | 2 | 66 | 64 | 2 |



Membership Composition June 2021 Cumulative



Gender Composition June 2021 Cumulative

